

Solutions of active vibration suppression associated with web structures on face gear drives

Zhengminqing Li¹, Hao Wang², Rupeng Zhu³, Wei Ye⁴

Nanjing University of Aeronautics and Astronautics, Nanjing, China

¹Corresponding author

E-mail: ¹lzmq_cmee@nuaa.edu.cn, ²hw1211@nuaa.edu.cn, ³rpzhu@nuaa.edu.cn,

⁴yewei301702@nuaa.edu.cn

Received 21 August 2017; accepted 28 August 2017

DOI <https://doi.org/10.21595/vp.2017.19009>



Abstract. Vibration suppression of face gear drives is always one of study focuses of face gear dynamics. Thus, in the study, a solution of active vibration suppression associated with web structures on face gear drives is proposed, and an example case of face gear drives associated with the proposed solution is simulated. The results indicate effects of the proposed solution on face gear dynamic behaviors are significant. These contributions would benefit to improve face gear vibration suppression studies.

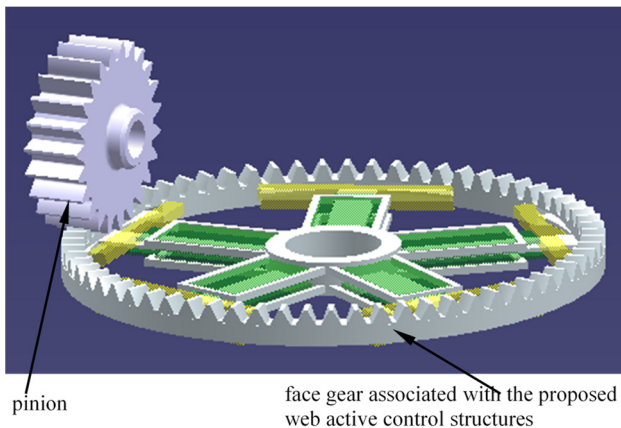
Keywords: face gear drives, gear dynamics, active vibration suppression, web structures.

1. Introduction

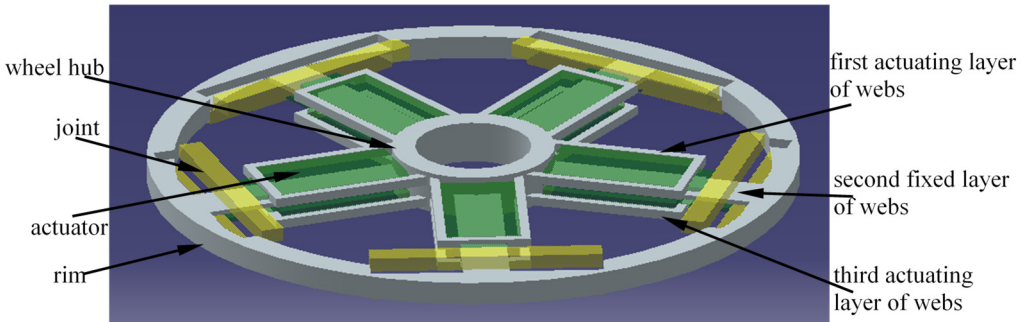
Face gear dynamics is focused by many scholars, due to operating conditions of first-stage gear drives in helicopter main gear boxes. There are a vast of lectures discussing dynamic behaviors of face gear drives in the past few years [1-8]. However, the solutions of active vibration suppression on face gear drives are not constructed. Thus, in the study, a solution of active vibration suppression associated with web structures on face gear drives is proposed, and dynamic behaviors of an example case of face gear drives associated with the proposed solution are simulated. The results indicate the fidelity of the proposed solution of active vibration suppression of face gear drives could be accepted. These contributions would be helpful to improve vibration suppression studies of face gear drives in the future.

2. Web structures

Based on a viewpoint, namely, the rotation of the wheel body being an important factor on flexibilities of gear teeth [9], namely, mesh stiffness and STE (Static Transmission Error) being affected by gear wheel body flexibility sharply, a solution of active vibration suppression associated with web structures on face gear drives, as shown in Fig. 1, is proposed.



a) A face gear drive associated with web active control structures



b) The local view of web active control structures
Fig. 1. The proposed vibration active control solution

As illustrated in Fig. 1, a face gear web could be divided into two version layers. one is an actuating layer, such as the first and the third layers, namely, the layer associated with actuators and not contacted with rims at initial states, the other is a fixed layer, such as the second layer, meaning, the layer without actuators and contacted with rims at initial states.

3. Dynamic model

In order to assess effects of the proposed solution on face gear dynamic behaviors, employed the lumped-mass method, a four DOFs dynamic model of face gear drives, as shown in Fig. 2, is established, and the active control is introduced into the dynamic model by STE.

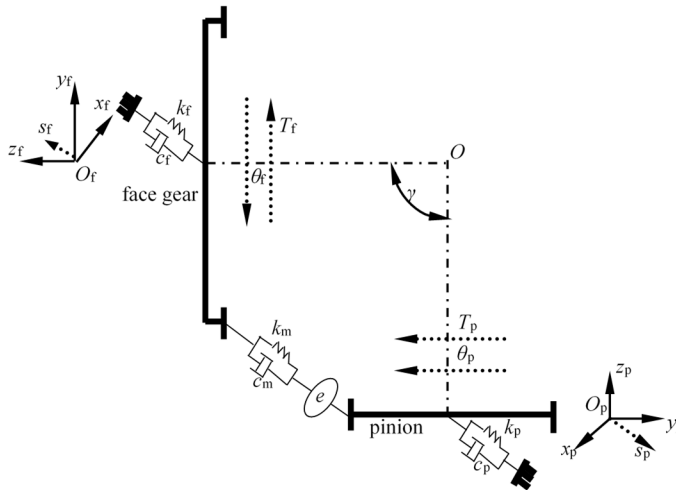


Fig. 2. A four DOF dynamic model of face gear drives

As illustrated in Fig. 2, θ is a torsion DOF, s is a bending DOF. T is a torsion, k is a bending stiffness, c is a bending damping, subscript f and p express face gears and pinions, respectively, k_m is a mesh stiffness of face gear drives, c_m is a mesh damping of face gear drives, γ is a shaft angle of face gear drives, and e is a STE, which could be defined as:

$$e = \delta_t + \delta_w, \quad (1)$$

where δ_t is a error caused by complex tooth deformations, and δ_w is a error caused by rotation deformations of wheel bodies of face gear drives.

Based on Fig. 2, the mathematic equations of the dynamic model could be derived by:

$$\begin{cases} m_p s_p'' + c_p s_p' + k_p s_p = -F_m, \\ m_f s_f'' + c_f s_f' + k_f s_f = F_m, \\ I_p \theta_p'' + F_m R_{bp} = T_p, \\ I_f \theta_f'' + F_m R_{bf} = -T_f, \end{cases} \quad (2)$$

where m is a quality, R_b is a radius of basic circles, I is a moment of inertia, and F_m could be deduced as:

$$F_m = k_m \sin(\gamma)(s_p - s_f + R_{bp} \theta_p - R_{bf} \theta_f - e) + c_m \sin(\gamma)(s_p' - s_f' + R_{bp} \theta_p' - R_{bf} \theta_f' - e'). \quad (3)$$

4. Simulation and analysis

In order to assess effects of the proposed active vibration suppression on dynamic behaviors of face gear drives, parameters of an example case of face gear drives associated with web structures are listed in Table 1.

Table 1. Parameters of an example case of face gear drives

Types	Symbol Name	Values	Unit
Geometry parameters	Modulus	2	mm
	Pressure angle	25	°
	Pinion tooth number	23	–
	Face gear tooth number	67	–
	Face gear inner radius	64	mm
	Face gear external radius	70	mm
	Shaft angle	90	°
Material parameters	Elastic modulus	210000	MPa
	Poisson ratio	0.3	–
	Shear modulus	80	MPa
Operating conditions	Power	15	kW
	Input rotation speed	3000	r/min
Web structure parameters	Layer number	3/5	–
	Actuator number	5/3	–
	Web thickness	8	mm
	l_1	50	mm
	s_1	10	mm
	l_2	35	mm
	s_2	20	mm

According to Table 1, Eqs. (1-3) and two version active control methods, namely, STE key point active control (the first version) and STE procession active control (the second version), the dynamic behaviors and the dynamic mesh forces of the example case are simulated, as shown in Fig. 3 and Fig. 4, respectively.

In Fig. 3, compared Fig. 3(a) with Fig. 3(b), the forms are similar, the amplitudes are reduced, and the escape quantities of the small rings are reduced. Meanwhile, compared Fig. 3(a) with Fig. 3(c), the forms are not similar, due to the added rings in the big cycles, the amplitudes are still reduced, and the escape quantities of the small rings are increased.

As illustrated in Fig. 4, after the first version active control method, the spectral distribution form of the dynamic mesh force is not changed, and the amplitudes versus frequencies are almost reduced. While, after the second version active control method, the spectral distribution form of the dynamic mesh force is changed.

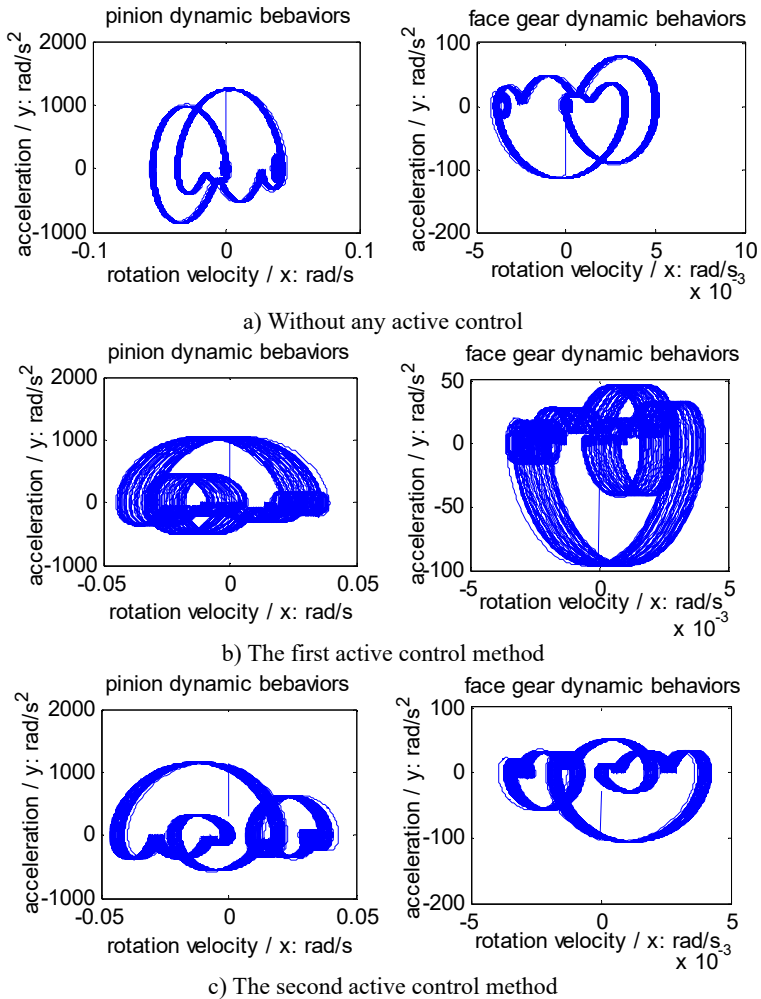


Fig. 3. Dynamic behavior simulations of the example case

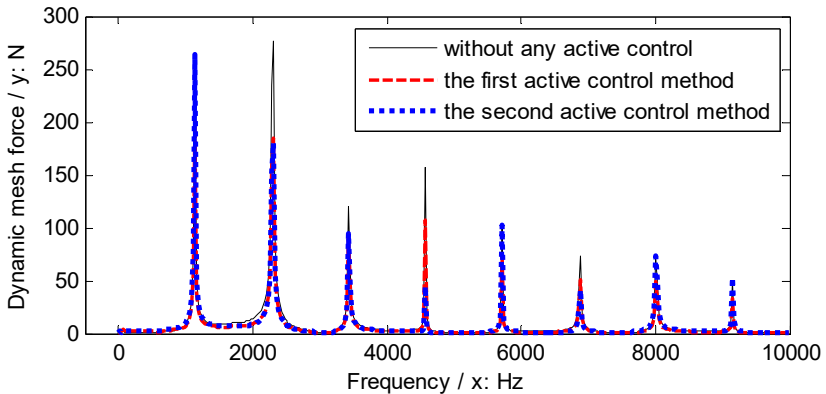


Fig. 4. Dynamic mesh force simulations of the example case

5. Conclusions

In the study, two works can be extracted as follows:

1) A solution of active vibration suppression associated with web structures on face gear drives is proposed.

2) Vibration suppression effects of face gear drives are significant by the proposed solution.

These contributions would be helpful to improve vibration suppression studies of face gear drives in the future.

Acknowledgement

The authors are grateful for the financial support provided by the National Natural Science Foundation of China under No. 51775264. In addition, the authors declare that there is no conflict of interests regarding the publication of this article.

References

- [1] **Hu Z. H., Tang J. Y., Chen S. Y., Lei D. C.** Effect of mesh stiffness on the dynamic response of face gear transmission system. *Journal of Mechanical Design*, Vol. 135, Issue 7, 2013, p. 1-7.
- [2] **Wang Z., Chen Q., Lin J. C., Yang L. L.** Study of the dynamic behavior of face gear transmission system. *Applied Mechanics and Materials*, Vol. 268, 2013, p. 1063-1066.
- [3] **Jin G. H., Zhu R. P., Bao H. Y.** Nonlinear dynamical characteristics of face gear transmission system. *Journal Central South University*, Vol. 5, Issue 41, 2010, p. 1807-1813, (in Chinese).
- [4] **Yang Z., Wang S. M., Fan Y. S., Liu H. X.** Vibration characteristics of face-gear transmission system with parametric excitation. *Journal of Chongqing University*, Vol. 35, Issue 1, 2011, p. 26-35, (in Chinese).
- [5] **Yang Z., Wang S. M., Fan Y. S., Liu Bifurcation H. X.** characteristics of face-gear transmission system. *Journal of Harbin Institute of Technology*, Vol. 3, Issue 43, 2011, p. 107-110, (in Chinese).
- [6] **Li X. Z., Zhu R. P., Li Z. M. Q., Jin G. H.** Influence of frictional coefficient on vibration characteristic of face gear transmission system. *Journal of Vibration Engineering*, Vol. 27, Issue 4, 2014, p. 584-588, (in Chinese).
- [7] **Zhang L., Zhu R. P., Li Z. M. Q.** Research on natural frequency of torsional vibration of torque-split face gear transmission system. *Jiangsu Machine Building and Automation*, Vol. 41, Issue 5, 2012, p. 21-24, (in Chinese).
- [8] **Li Zhengminqing, Liu Shuang, Zhu Rupeng, Xiu Xiaodong** Investigations of dynamic behaviors of face gear drives associated with pinion dedendum fatigue cracks. *Shock and Vibration*, 2016, <https://doi.org/10.1155/2016/3173860>.
- [9] **Zhu X. L., E. Z. K.** Analysis of Load Capacity of Gears. Higher Education Press, Beijing, 1992, (in Chinese).